

How to go to PORTOM INTERNATIONAL HOKKAIDO from New Chitose Airport Station


The hotel location is at International Terminal. It takes about 10 mins. (about 700m)



① Pass the ticket gate and go straight.



② Use the elevator to go up to the 2nd floor.




③ When you arrive at the 2nd floor, keep going straight.




④ Keep walking to the connecting passage to the International Terminal.




⑤ When you arrive at the International Terminal, you will see a convenience store on your left hand side and you should walk past it.



⑥ After passing the convenience store, you will see an elevator but do not get on it. Keep walking straight.



⑦ You will see a black automatic door on your right side. It is our hotel entrance.



⑧ Use the elevator to go up to the reception on the 4th floor.



⑨ When you arrive on the 4th floor, you will see the reception on your left side.

If there are any questions, please feel free to contact us (0123-45-6012)